

Technology for the Next Generation

FOUR STROKE

INDISPUTABLE QUALITY

Tohatsu uses the highest quality components to provide boaters with a high performance, long-lasting and reliable engine. That's why many resorts power their fleet with the Tohatsu brand.

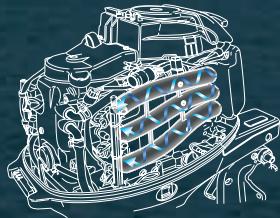
SMART TECHNOLOGY

MFS 30 / 25 Fuel Injection




Tubular air-intake

The tubular structure of the air-intake, originally developed by Tohatsu, helps to take in necessary airflow to the engine while preventing water from entering into the motor cover.



Tuned intake manifold

The tuned intake manifold provides increased low & mid speed torque and quieter operation.



Engine control unit

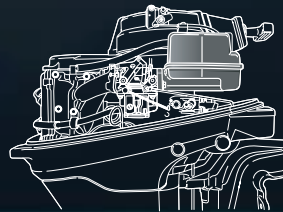
The 16 bit ECU precisely controls the fuel injection and ignition timing for 4-stroke engines.



Battery-less electronic fuel injection

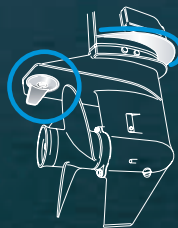
The industry's first battery-less electronically controlled fuel injection provides quick throttle response, excellent fuel economy, and very smooth rides on the water.

MFS 20 / 15 / 9.8 / 8



Air-silencer system

Our air-intake system has a large volume air silencer to ensure engine starting and to suppress air-intake noise during engine operation.



Wide anti-cavitation plate with trim tab

The wide anti-cavitation plate effectively restrains the propeller from cavitating. The large trim tab helps to achieve effortless steering at high speeds while also providing corrosion protection.



Front shift

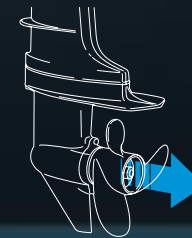
The shift lever is located on the front of the motor for easier operation.



Simple steering friction lever

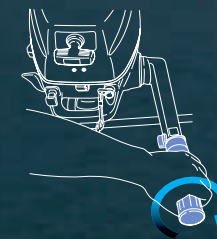
The steering friction lever, located at the front of the motor, allows the steering friction to be adjusted for both steady running at high speed and easier maneuvering while trolling. (tiller model only)
<20/15>

MFS 6 / 5 / 4 / 3.5 / 2.5



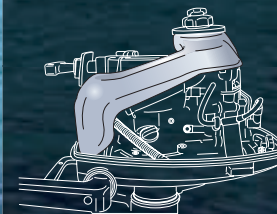
Propeller hub exhaust

Through-the-prop exhaust is used to achieve nice, quiet running conditions.
<6/5/4>



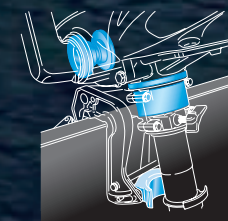
Throttle grip

The twist type throttle control provides quick steering as well as one-handed operation capability.



Integral tank

With a built-in fuel tank conveniently located on top, the 4 hp*, 3.5 and 2.5 becomes ready for cruising quickly and without taking up extra space in the boat. An external fuel fitting also comes standard with the 4hp model to allow the motor to hook up to a remote fuel tank as well.



Four point dampening system


The specifically designed motor dampening system reduces vibration at all rpm ranges.
<3.5/2.5>



CONVENIENT

Benefit from its light and compact design and easy-to-use convenient features

MFS 6



Built-in 5 amp/12V charging system



Charging cable included



Equipped with the high thrust sail drive propeller

A perfect choice for sail boats !
Tohatsu's uniquely designed 6 hp, 4-stroke motor is ideal for sailboats or any marine vessel requiring a 25" shaft outboard motor.

The light and portable ultralong also includes a 5 amp/12V charging system, charging cable and a high thrust sail drive propeller.



California C.A.R.B.
three star rating
for ultra-low emissions.



3 Year limited warranty



MFS 6/5/4/3.5/2.5

FOUR STROKE



Simple operation

Tohatsu 4-stroke benefits:

- Light and compact
- Designed with proven technology
- Greatly reduced induction noise for a quieter ride
- Sacrificial anode that protects the engine from electrolysis
- Ultra Low emissions, EPA and CARB approved
- Tohatsu's 3-year limited warranty

Easy operation and handling:

- Digital CD ignition for easier engine starting, quicker throttle response and smoother trolling
- Fast-idle choke system allowing easier manual choke operation
- Recoil starter with larger reel making manual starting fast and easy
- Shallow water drive <6/5/4>
- Adjustable steering friction for reducing steering effort

Fundamentals for user convenience and reliability:

- Through-the-prop exhaust for a quieter ride <6/5/4>
- Thermostatically controlled cooling system for consistent engine temperature
- Stainless steel water pump housing liner for outstanding durability
- High grade marine aluminum alloy that provides the ultimate protection against corrosion
- Zinc coating on internal water passages for superior corrosion resistance
- Plastic fuel tank
 - 6/5 hp : Separate 3.1 US gal. (12 liter) fuel tank with fuel fittings and fuel line
 - 4 hp : Built-in 0.34 US gal. (1.3 liter) includes fuel connector for use with an optional external fuel tank
 - 3.5/2.5 hp : Built-in 0.26 US gal. (1.1 liter) integral tank
- Aluminum propeller <6/5/4>

Protection:

- Low oil pressure indicator <6/5/4>
- Safety lanyard (an essential protection feature standard on all Tohatsu outboards)
- Start-in-gear protection for safer engine starting <6/5/4>
- Over-rev. limiter

* Certain models